

Year: XIX

ISSUE: 178

Volume: 228

Nepal Telecommunications Authority

Telecommunication Indicators

Kartik, 2080 (October 18– November 16, 2023)

P.O. Box No. 9754
Jamal, Kathmandu, Nepal
Phone No.: +977-1-5355474
Fax No.: +977-1-5355250
E-mail: ntra@nta.gov.np, info@nta.gov.np
Website: www.nta.gov.np

Published on
Baisakh, 2081

Contents

1. Voice Telephony	3
1.1 Subscription of Voice Telephony Service.....	3
1.2 Service wise Market Proportion of Voice Service (Based on Subscription)	4
1.3 Operator-wise Market Proportion of Voice Service (Based on Sim Subscription)	5
1.4 Population Penetration (%) of Voice Service (Based on Subscription).....	6
2. Internet Service	7
2.1 Subscription of Broadband Internet Service	7
2.2 Market Proportion of Data Service (Technology-wise).....	8
2.3 Market Proportion of Mobile Broadband Service (Based on Sim Subscription).....	9
2.4 Population Penetration of Broadband Service (Based on Subscription).....	10
2.6 Market proportion of Fixed Broadband service (Operator-wise).....	12
2.7 Technology used in Broadband Service.....	13

1. Voice Telephony

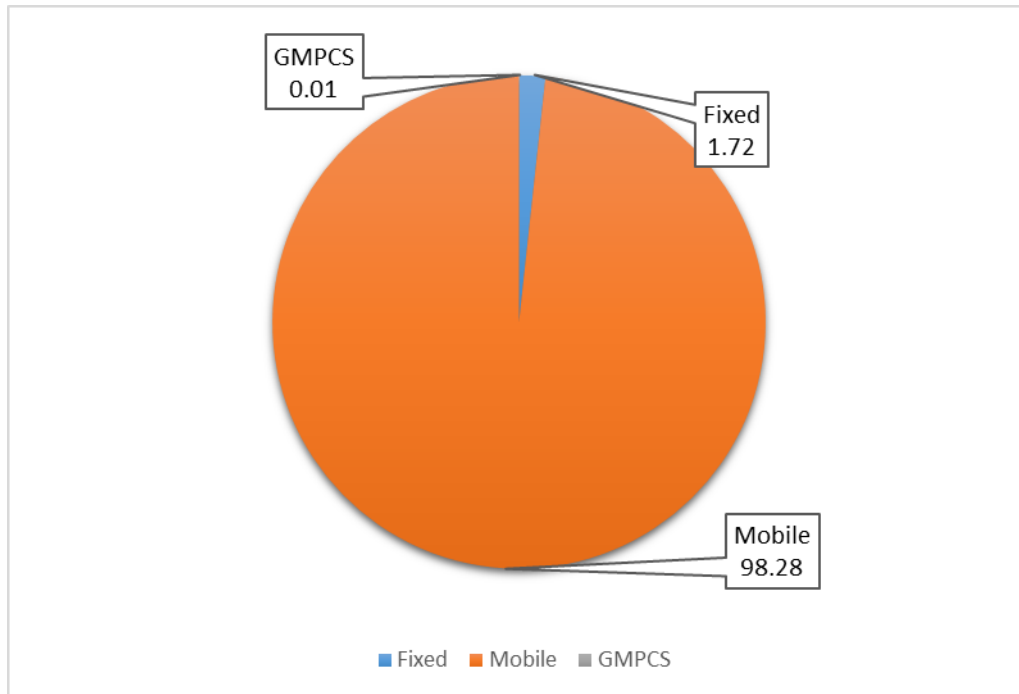
1.1 Subscription of Voice Telephony Service

Operator	Service	Technology	Total	
Nepal Telecom	Fixed	PSTN	267634	600,351
		FTTH Voice	332717	
		VSAT		
		WLL#		
Ncell Axiata Ltd.	Mobile	CDMA		34373114
		GSM/IMT	21057593	
		GSM/IMT	13315521	
Others	GMPCS	GMPCS	2986	2,986
Total				34,976,451

Population Projection (2011-2031): 2,91,64,578 (Source: cbs.gov.np)
 # CDMA/ WLL service phased out by Nepal Telecom from Shrawan, 2080.

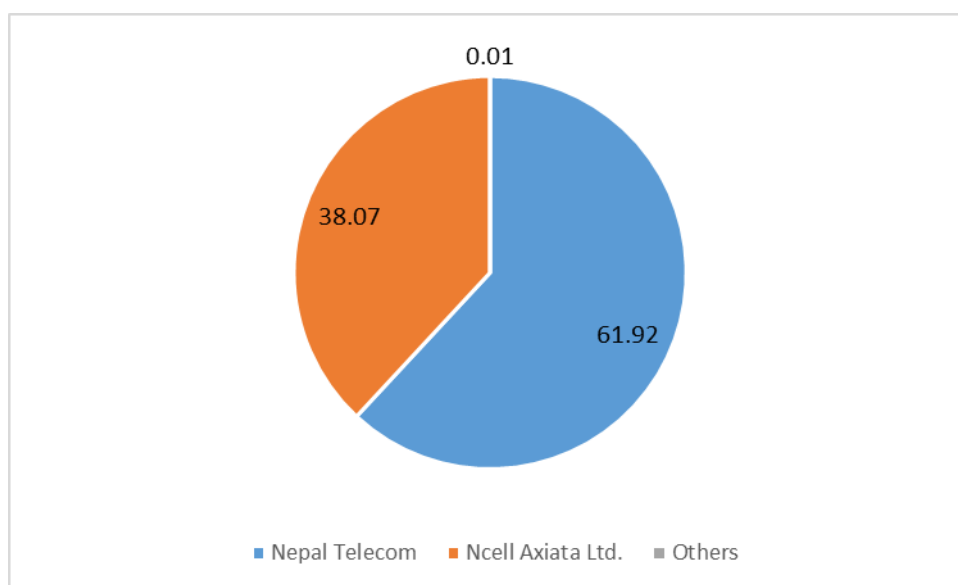
1.2 Service wise Market Proportion of Voice Service (Based on Subscription)

Voice Telephony Service	Number of Subscriber	Market Proportion (%)
Fixed	600351	1.72
Mobile	34373114	98.28
GMPCS	2986	0.01
Total	34976451	100.00



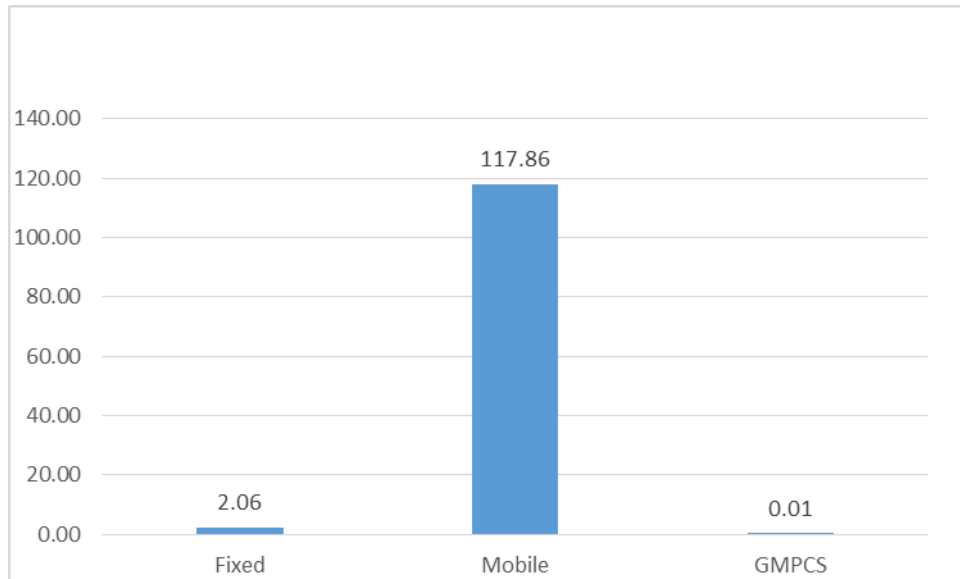
1.3 Operator-wise Market Proportion of Voice Service (Based on Sim Subscription)

Operator	Number of Subscriber	Market Proportion (%)
Nepal Telecom	21657944	61.92
Ncell Axiata Ltd.	13315521	38.07
Others	2986.00	0.01
Total	34976451	100.00



1.4 Population Penetration (%) of Voice Service (Based on Subscription)

Voice Telephony Service	Number of Subscriber	Population Penetration (%)
Fixed	600351	2.06
Mobile	34373114	117.86
GMPCS	2986	0.01
Total	34976451	119.93



2. Internet Service

2.1 Subscription of Broadband Internet Service

Services		Users			Total
		Nepal Doorsanchar Company Ltd.	Ncell Axiata Ltd.	ISPs	
Fixed Broadband (Wired)	ADSL/ Cable	134,557	-	162	134,718
	FTTH	1,041,048	-	11,894,996	12,936,043
Fixed Broadband (Wireless)	Radio (WIFI)	-	-	46,899	46,899
Mobile Broadband	3G	6,006,344	1,762,366	-	7,768,710
	4G	13,650,481	7,074,202	-	20,724,683
	EVDO				-
Total		20,832,429	8,836,568	11,942,056	41,611,054

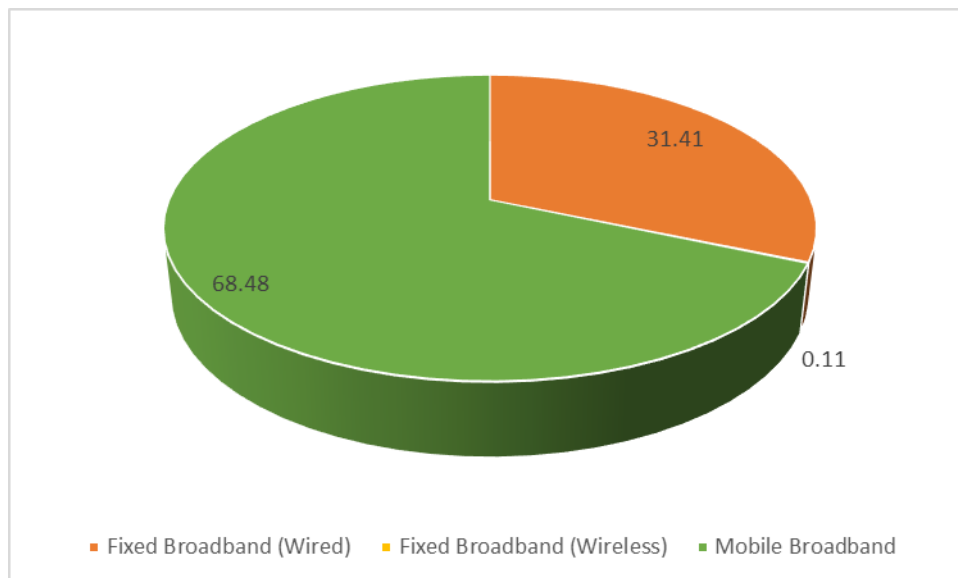
Note: Data/Internet Service through GPRS Service is excluded in Broadband subscription.

1 Connection equal to 4.37 subscribers for fixed broadband (Source: cbs.gov.np)

EVDO service phased out by Nepal Telecom from Shrawan, 2080.

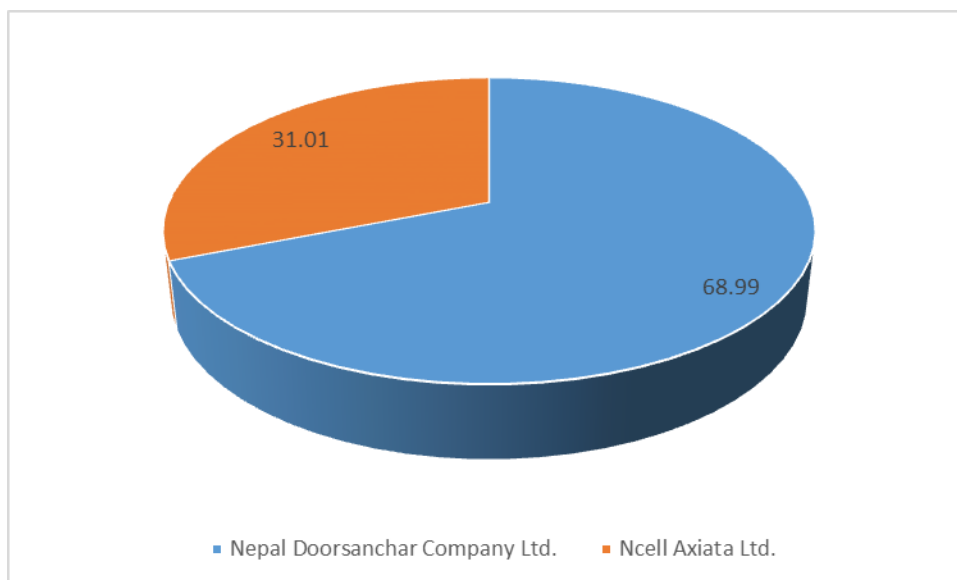
2.2 Market Proportion of Data Service (Technology-wise)

Broadband Services	Number of Subscription	Market Proportion (%)
Fixed Broadband (Wired)	13070762	31.41
Fixed Broadband (Wireless)	46899	0.11
Mobile Broadband	28493393	68.48
Total Broadband Service	41611054	100.00



2.3 Market Proportion of Mobile Broadband Service (Based on Sim Subscription)

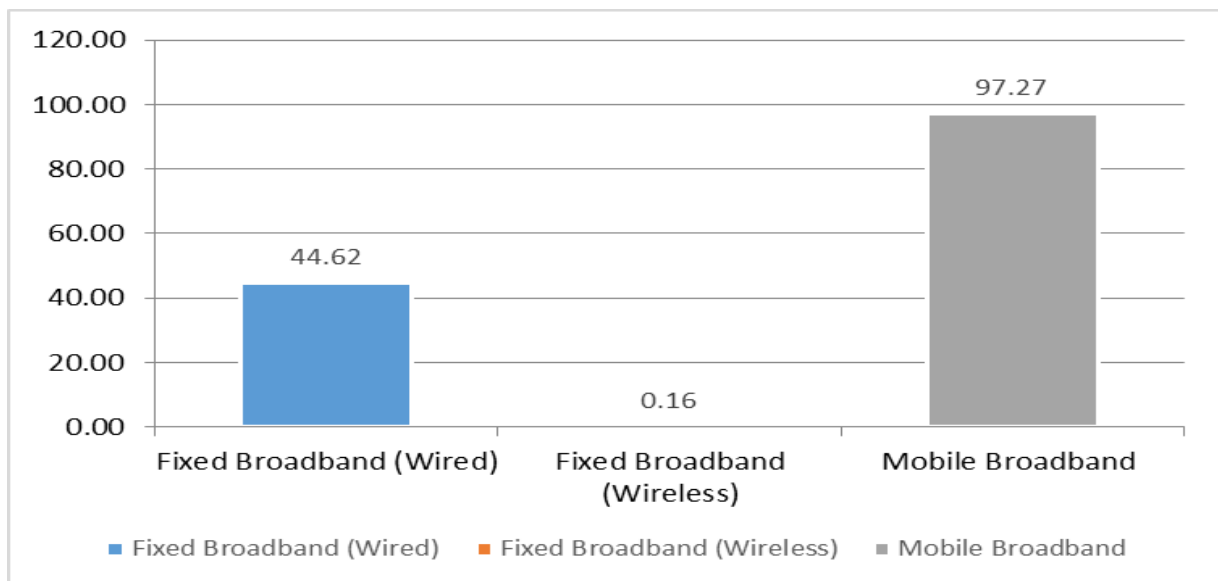
Operator	Number of Subscription	Market Proportion (%)
Nepal Doorsanchar Company Ltd.	19656825	68.99
Ncell Axiata Ltd.	8836568	31.01
Total	28493393	100.00



2.4 Population Penetration of Broadband Service (Based on Subscription)

Broadband Services	Number of Subscription	Population Penetration(%)
Fixed Broadband (Wired)	2991021	44.62
Fixed Broadband (Wireless)	10732	0.16
Mobile Broadband	28493393	97.27
	31495146	142.06

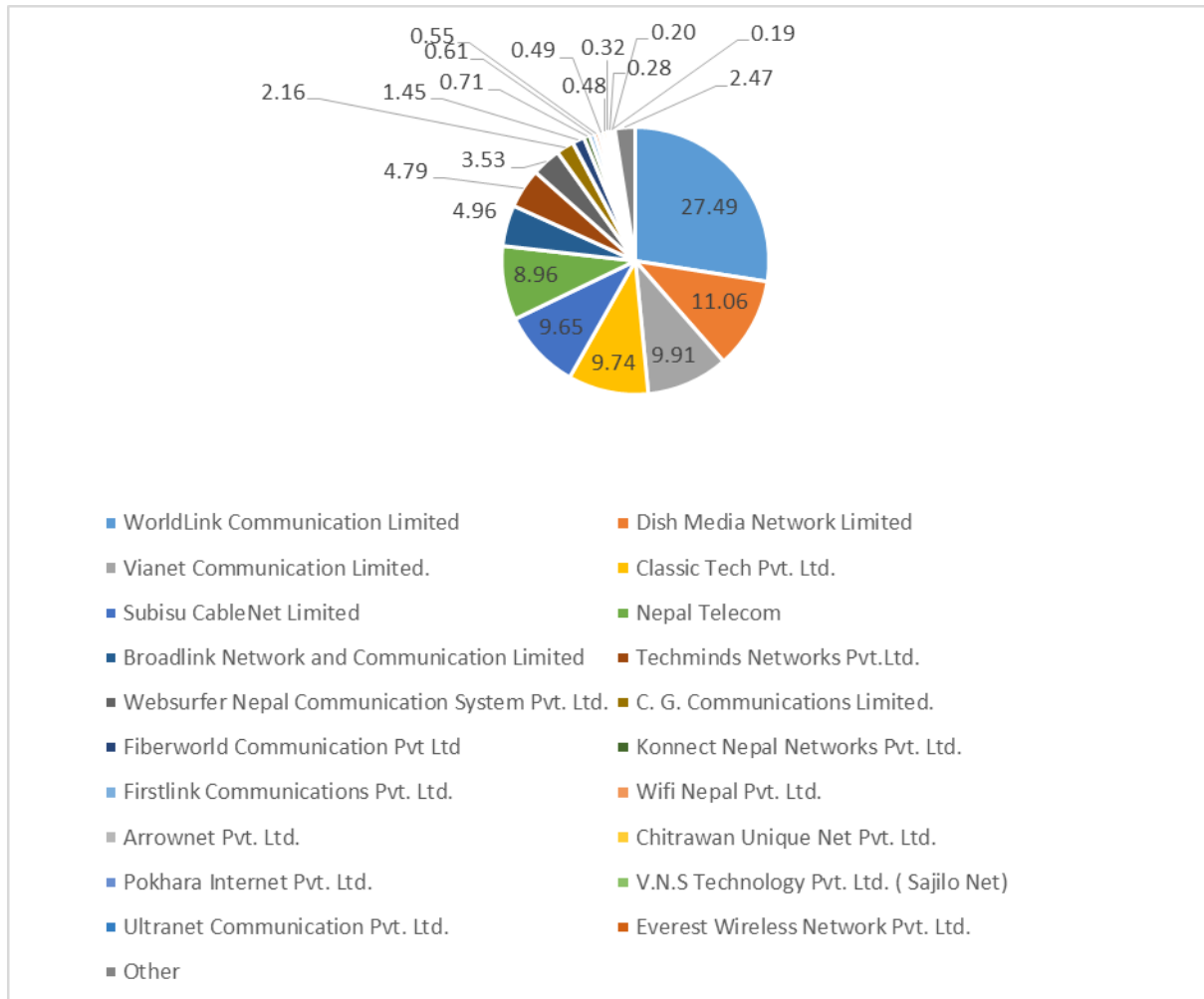
Family Size 4.37
 Population of Nepal(2078) **29,291,746**



2.5 List of Top Twenty Isps (Based on Number of subscriber-Fixed Broadband)

S.no.	Operator	Fiber	ADSL/ Cable	Wireless	Total	Market Share (in %)
1	WorldLink Communication Limited	824494	27	530	825051	27.49
2	Dish Media Network Limited	331885	0	0	331885	11.06
3	Vianet Communication Limited.	297427	0	0	297427	9.91
4	Classic Tech Pvt. Ltd.	291631	0	703	292334	9.74
5	Subisu CableNet Limited	287080	10	2433	289523	9.65
6	Nepal Telecom	238226	30791	0	269017	8.96
7	Broadlink Network and Communication Limited	148469	0	536	149005	4.96
8	Techminds Networks Pvt.Ltd.	142659	0	1208	143867	4.79
9	Websurfer Nepal Communication System Pvt. Ltd.	103862	0	2184	106046	3.53
10	C. G. Communications Limited.	64703	0	0	64703	2.16
11	Fiberworld Communication Pvt Ltd	43568	0	0	43568	1.45
12	Konnect Nepal Networks Pvt. Ltd.	21322	0	0	21322	0.71
13	Firstlink Communications Pvt. Ltd.	18405	0	0	18405	0.61
14	Wifi Nepal Pvt. Ltd.	16391	0	0	16391	0.55
15	ArrowNet Pvt. Ltd.	14690	0	70	14760	0.49
16	Chitrawan Unique Net Pvt. Ltd.	14448	0	0	14448	0.48
17	Pokhara Internet Pvt. Ltd.	9550	0	190	9740	0.32
18	V.N.S Technology Pvt. Ltd. (Sajilo Net)	8412	0	0	8412	0.28
19	Ultranet Communication Pvt. Ltd.	5936	0	50	5986	0.20
20	Everest Wireless Network Pvt. Ltd.	4475	0	1148	5623	0.19
21	Other	72560	0	1680	74240	2.47
Total		2960193	30828	10732	3001753	100.00

2.6 Market proportion of Fixed Broadband service (Operator-wise)



2.7 Technology used in Broadband Service

Technology	Number of user	Population Penetration Proportion (%)
ADSL/ Cable	134718	0.46
FTTH	12936043	44.16
Wireless	46899	0.16
3G	7768710	26.52
4G	20724683	70.75
Total	41611054	142.06
Family Size		4.37
Population of Nepal(2078)		29,291,746



Contact:

Nepal Telecommunications Authority

Jamal, Kathmandu

Phone No.: +977-1-5355474

Fax No.: +977-1-5355250

E-mail: info@nta.gov.np, ntra@nta.gov.np